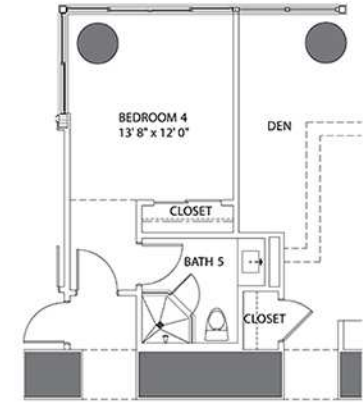
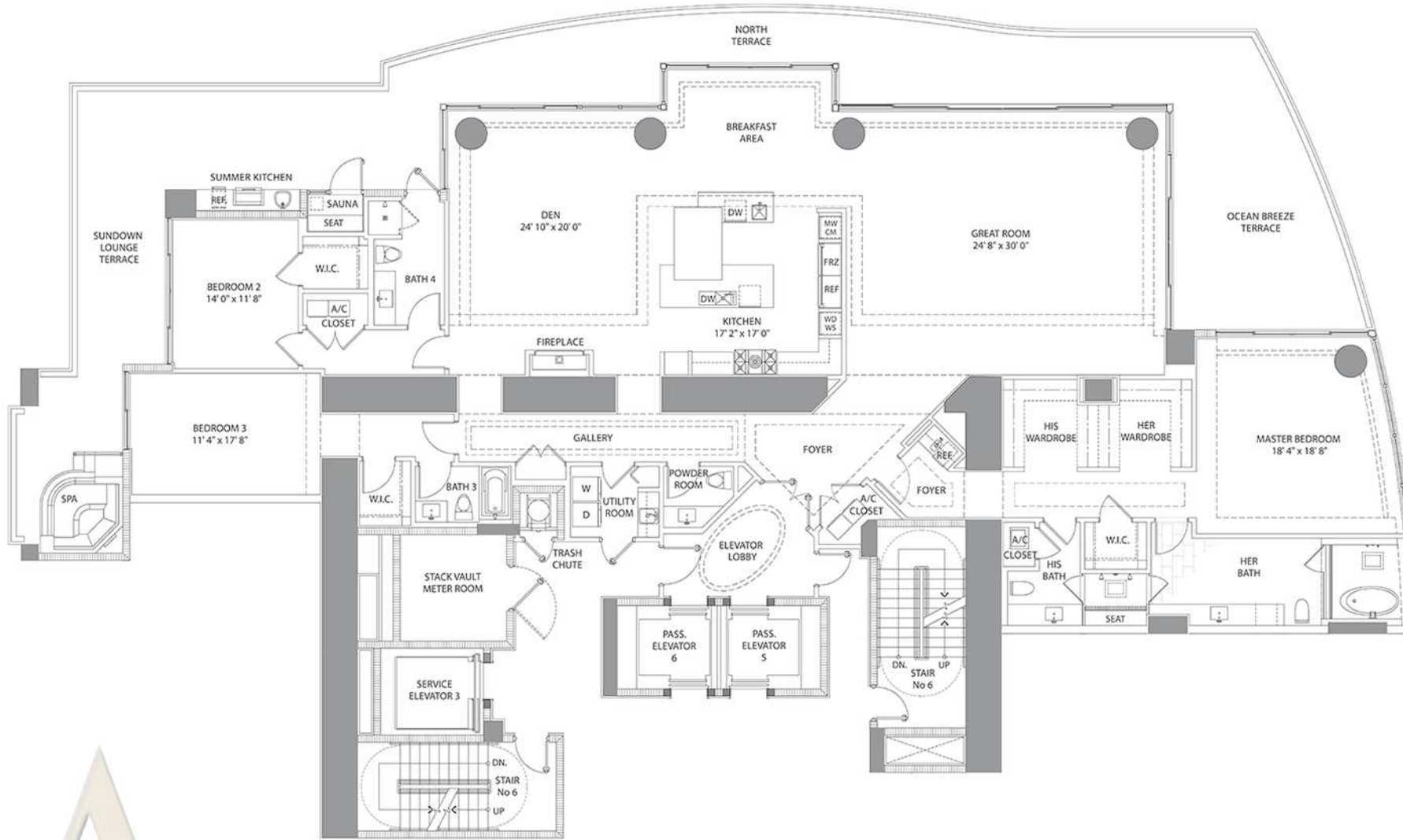


TOSCANA

THREE BEDROOMS | FOUR AND A HALF BATHS | GREAT ROOM | DEN
TERRACE WITH SPA AND SUMMER KITCHEN | SAUNA

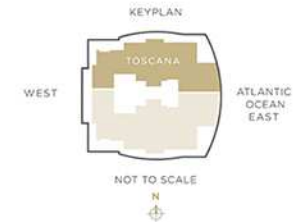


TOSCANA CLASSICO OPTIONAL PLAN WITH BATH 5

*FOUR BEDROOMS | FIVE AND A HALF BATHS
GREAT ROOM | DEN
TERRACE WITH SPA & SUMMER KITCHEN | SAUNA

ENCLOSED AREA:	4,500 sq ft / 418.06 m ²
TERRACE AREA:	1,605 sq ft / 149.30 m ²
TOTAL AREA:	6,105 sq ft / 567.36 m ²

PAINT TO PAINT: RESIDENCE: 3,959 sq ft / 368.00 m²



*ADDITIONAL BEDROOM & BATH CARRY AN ADDITIONAL CHARGE

Items depicted on the Floor Plan are conceptual only and are for the convenience of reference. They should not be relied upon as representations, express or implied, of the final details of the Unit. The Developer reserves the right to make modifications, revisions and changes it deems desirable in its sole and absolute discretion. All depictions of appliances, fixtures, floor coverings and other matters of detail are conceptual only and are not necessarily included in each Unit or, if included, are not necessarily intended to be of the size, shape or location indicated. Consult your Purchase Agreement and the Prospectus for the details of the Unit. Dimensions and square footages are approximate and subject to change in accordance with your Purchase Agreement, and may vary with actual construction. Given the nature of condominium ownership, the Unit boundaries are generally defined in such a manner so that all components of the Building which are (or are potentially) shared or owned by other Units or the Common Elements are excluded from the Unit. This would include, for instance, all structural walls, columns, etc. and especially limits the Unit boundaries to the interior angular between the perimeter walls and excludes all interior structural components. For the precise Unit boundaries, see Section 3.2 of the Declaration. For your reference, the area of the Unit, determined in accordance with these defined Unit boundaries, is set forth herein (and labeled as "Unit Area"). Please note that the unique way of defining the boundaries actually makes the Unit appear to be smaller than it actually would be if standard architectural measuring techniques were used. Typically, apartments are measured to the exterior boundaries of the exterior walls and to the centerline of the interior demising walls, without excluding areas that may be occupied by columns or other structural components, the area, if calculated based upon standard architectural measuring techniques, is also set forth herein (and labeled as "Typical Area"). The Typical Area is provided solely to establish a frame of reference and is not intended to suggest that the actual Unit is that size. In fact, as set forth above, many of the components included in determining the Typical Area, are Common Elements that are not exclusively owned.