



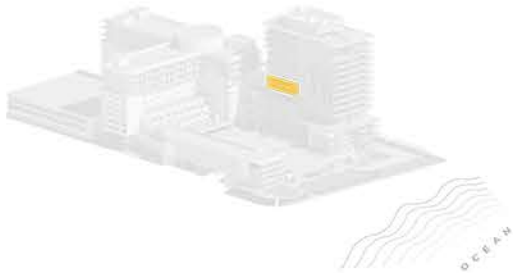
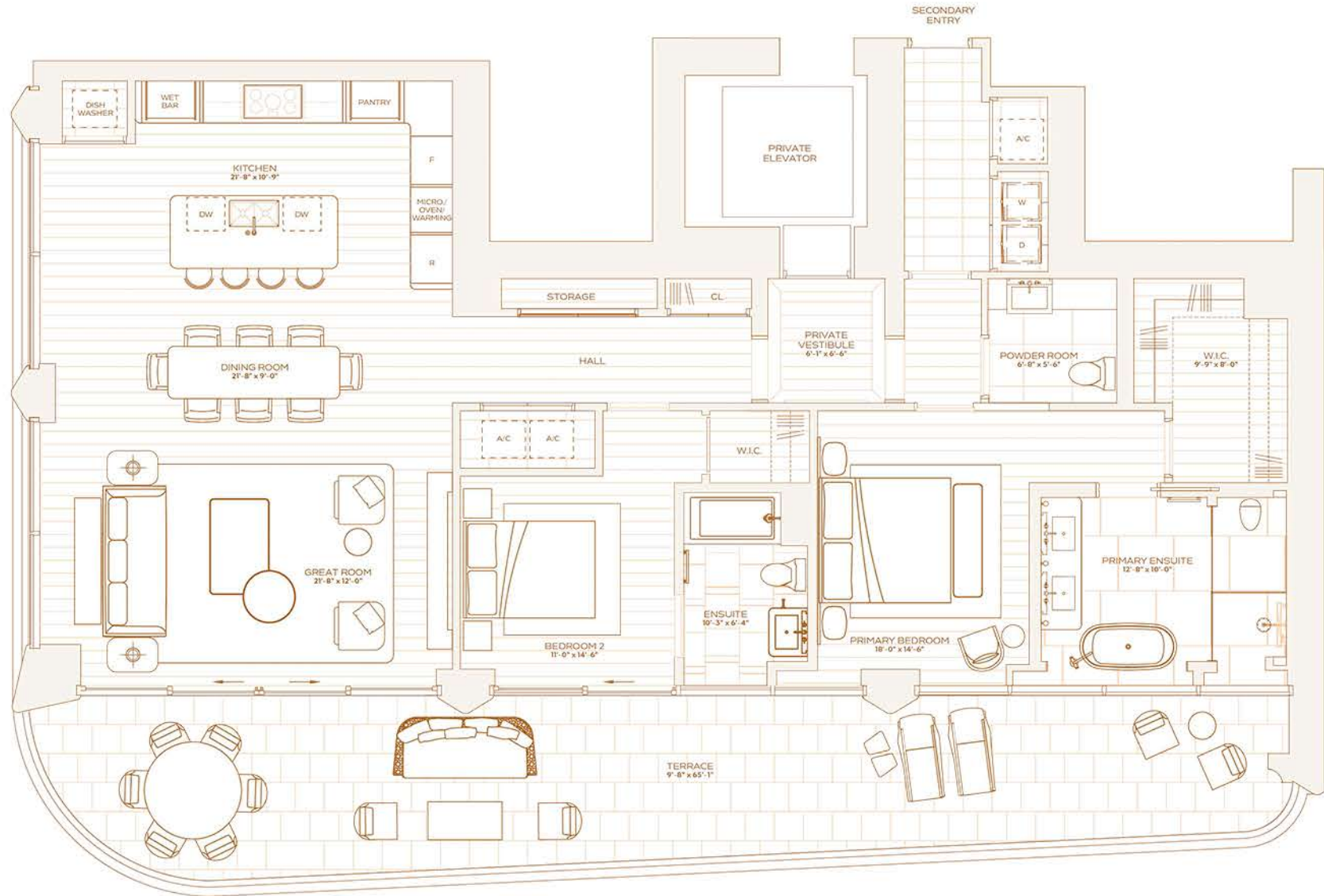
RESIDENCE C LEVEL 9 & 10

TWO BEDROOMS
TWO BATHROOMS
POWDER ROOM

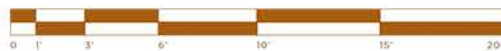
INTERIOR
1,781 SQ. FT. / 165 SQ. M

EXTERIOR
527 SQ. FT. / 49 SQ. M

TOTAL
2,308 SQ. FT. / 214 SQ. M



OCEAN



THESE PLANS AND SPECIFICATIONS ARE PRELIMINARY AND SUBJECT TO CHANGE WITHOUT NOTICE. THE ARCHITECT ASSUMES NO LIABILITY FOR THE ACCURACY OF THE INFORMATION PROVIDED HEREIN. THE ARCHITECT'S RESPONSIBILITY IS LIMITED TO THE DESIGN AND CONSTRUCTION OF THE BUILDING AS SHOWN ON THESE PLANS. THE ARCHITECT DOES NOT WARRANT THE ACCURACY OF THE INFORMATION PROVIDED HEREIN. THE ARCHITECT'S RESPONSIBILITY IS LIMITED TO THE DESIGN AND CONSTRUCTION OF THE BUILDING AS SHOWN ON THESE PLANS. THE ARCHITECT DOES NOT WARRANT THE ACCURACY OF THE INFORMATION PROVIDED HEREIN.